

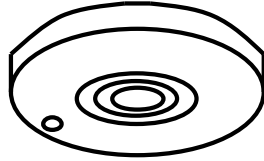
# Fire Safety

# Squad


## *Activity Book*



# COMMANDER CARL SAYS:



*Check your \_\_\_\_\_  
monthly; pick a date and mark it  
on your calendar!*



Unscramble to find out the missing words:

**m k e o s    m a a l r**

(Answer is on the back page.)

# FIRE SAFETY WORD SEARCH

S P E Y R R C Q M G K L R F Y  
E L N K A E M R O U B B I M C  
L I L D O A T T A D O R Y A N  
J F I I N M M H R W E Y S T E  
P O N E R I S B G H L W Y C G  
I H Y Q K D S O Y I K L D H R  
K C U R T R E D D A L R O A E  
E B M O X X R R R R A E I W M  
P X O X A A S E I Y K R V Z E  
O O L O N V D Z T F H I M F R  
L B G T T N K N J O P F H G K  
E L E T U S O D R Z B O V V Z  
V I G H H R N N K S A M R I A  
K A T Z F L I G H T N I N G S  
T M T G K O B O T O R N A D O

AIRHORN

FIRE DRILLS

MATCH

AIR MASK

FIRE HYDRANT

PIKE POLE

AXE

FRONT YARD

RADIO

BOOTS

LADDER TRUCK

SIREN

CRAWL LOW

LIGHTER

SMOKE

EMERGENCY

LIGHTNING

THUNDER

FIRE

MAILBOX

TORNADO


# ENGINEER ERIK SAYS:

881

123

999


911



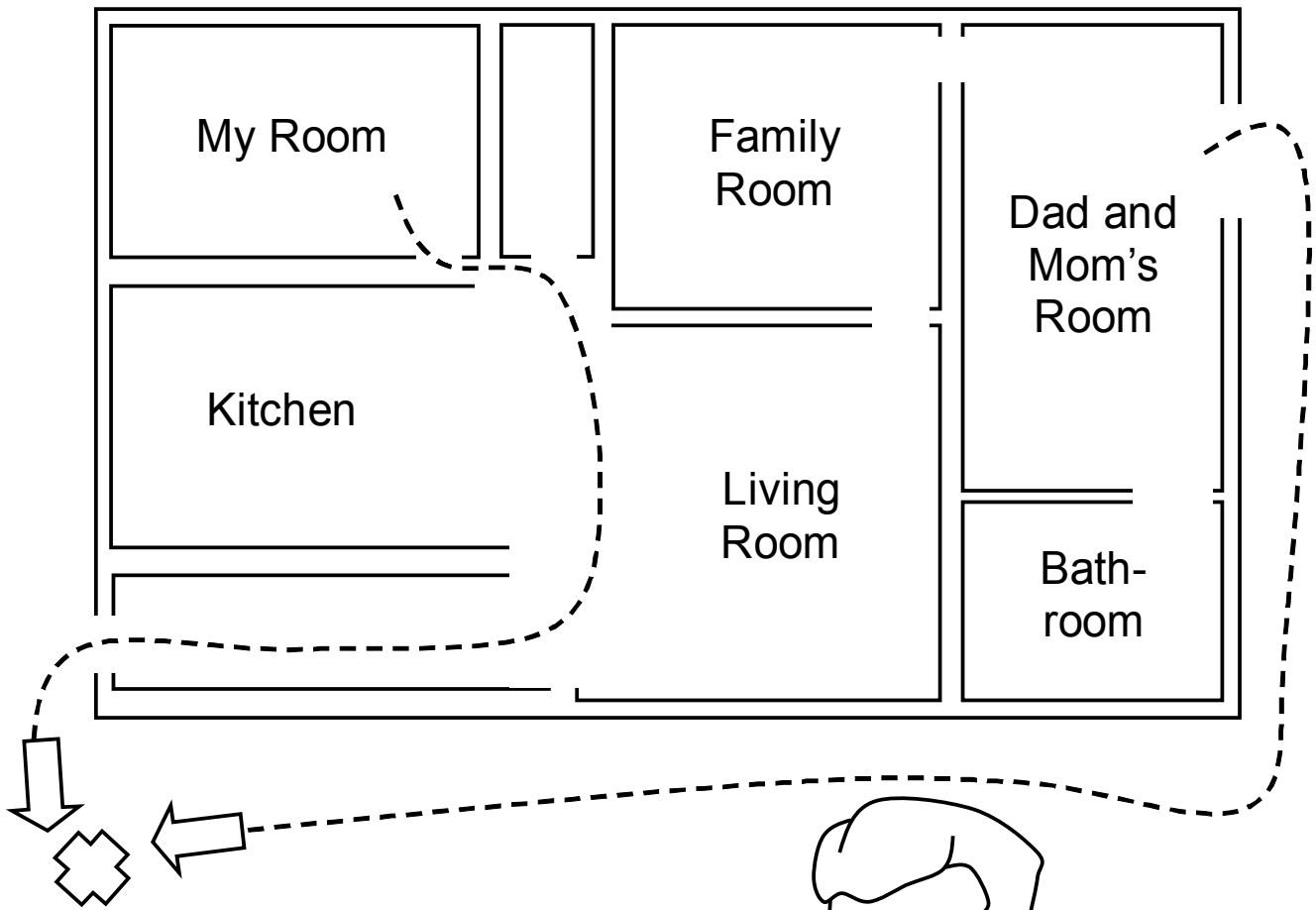
Circle the smoke cloud that has the correct number to call if there's an emergency.




Help Engineer Erik find his way through  
the burning maze to safety!




# FIREFIGHTER FOX SAYS:



*Have a family fire escape plan and a meeting spot outside the house.*



# MY FAMILY FIRE ESCAPE PLAN:



1. Draw the lines to show all the walls of the house. Write each room name.
2. Find two ways out of every room. Draw the first choice in red, and the second choice in blue.
3. Choose a meeting place, probably in the front of your house. Mark it on the plan.
4. Make sure everyone knows the escape plan. Practice and post it in your home.



## FIRE SAFETY

### VOCABULARY MATCH-UP

Fill in the blanks using the word bank below.

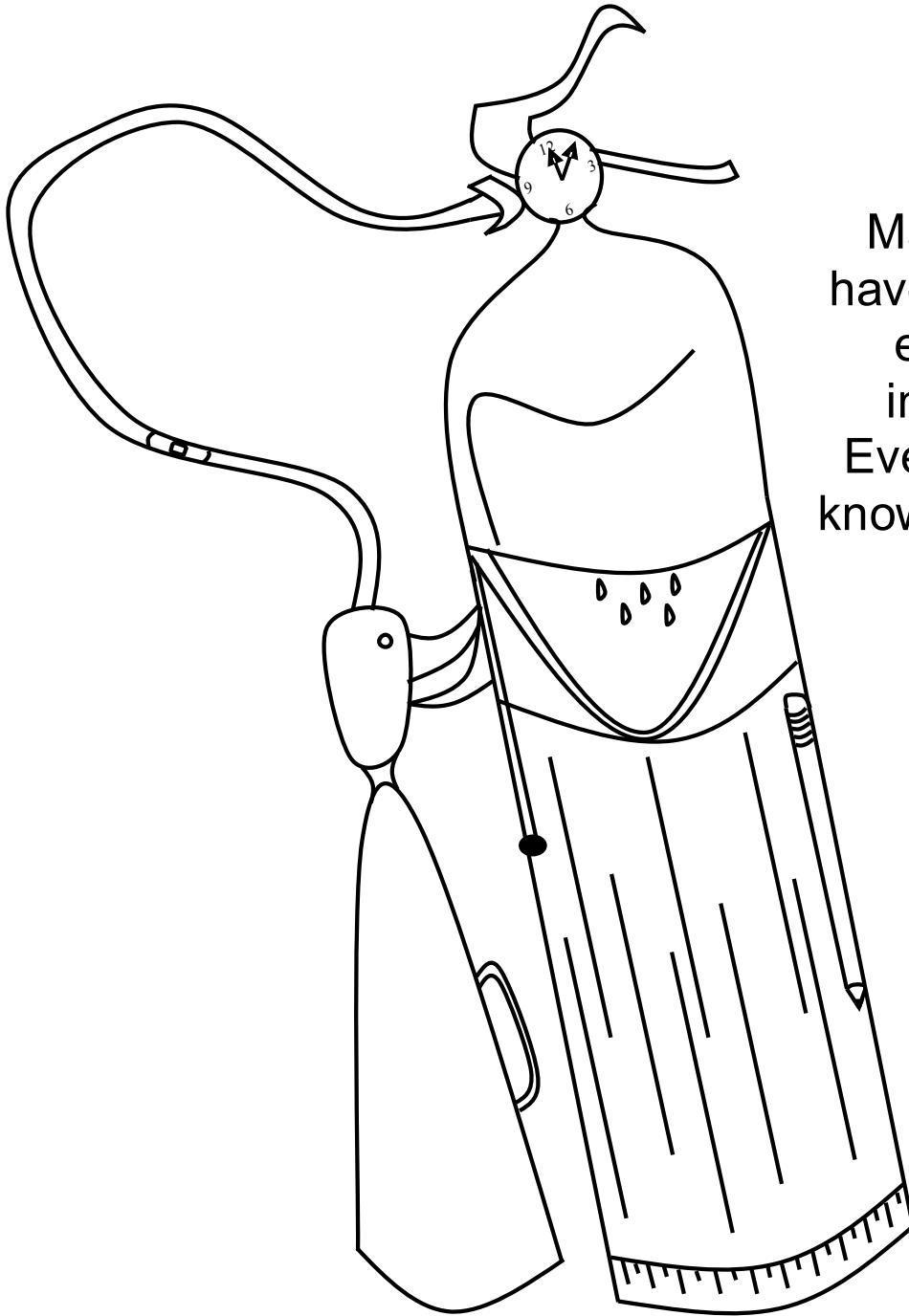
(Answers are on the back page.)

- \_\_\_\_\_ Check these often
- \_\_\_\_\_ Are used to put out small fires
- \_\_\_\_\_ Supply water to fire engines
- \_\_\_\_\_ Instead of walking through smoke
- \_\_\_\_\_ Every family's home should have one
- \_\_\_\_\_ Is a very loud horn on fire trucks
- \_\_\_\_\_ Supply fresh air to firefighters
- \_\_\_\_\_ Make a loud noise to warn drivers
- \_\_\_\_\_ Is protective clothing for firefighters
- \_\_\_\_\_ Know these from every room
- \_\_\_\_\_ A place to go outside if there is a fire

- A. Fire escape plan
- B. Meeting place
- C. Two ways out
- D. Air masks
- E. Sirens
- F. Crawl low

- G. Fire extinguishers
- H. Bunker gear
- I. Fire hydrants
- J. Airhorn
- K. Smoke detectors

# BE SMART. BE SAFE.



Make sure you  
have a current fire  
extinguisher  
in the house.  
Everyone should  
know how to use it.

*Find the following hidden pictures in the fire extinguisher above:*

Bandage strip  
Duck head  
Megaphone  
Ruler

Clock  
Golf hole  
Pencil  
Watermelon slice





# FIREFIGHTERS



Firefighters are always ready to respond to a fire. But firefighters do many other things, too. Here's a list of some other duties:

1. Maintaining clean equipment, and performing safety checks regularly.
2. Responding to medical calls where people are hurt or sick.
3. Teaching people about fire safety and fire prevention.
4. Inspecting buildings and reviewing building plans to make sure they are safe.





*“What does a firefighter do when I call 911?”*

**When you call 911 to report a fire, here’s what happens:**

**Step 1:** An operator answers the phone and asks for your information. Then he or she sends an emergency tone to the closest fire station.

**Step 2:** When the tone sounds, the firefighters put on all their protective gear and get on the fire engine: gloves, boots, helmet, bunker coat and bunker pants. They might also prepare the SCBA (self contained breathing apparatus) to wear when entering a fire. This allows them to breathe clean when there’s smoke.

**Step 3:** The tools that a firefighter might use are: an axe to cut through walls, doors, or rooftops; hooks to pull down walls and ceilings; tarps to cover furniture; flashlights and spotlights to see in the dark or through smoke.

**Step 4:** Firefighters need water! They use large hoses and nozzles that connect to a pumper truck. A pumper truck gets its water from a fire hydrant. Ladder trucks have ladders to help rescue people or to get to a tall fire.

**Step 5:** Firefighters have lots of training and tools to keep safe while putting out fires.



Answers: smoke alarm, 911 for emergency, KGIFAJDEHCB.

# BE YOUR OWN FIRE SAFETY HERO!



*For more information on fire safety, contact:*  
*Lake Travis Fire Rescue*  
*Travis County ESD #6*  
*15516 General Williamson Drive*  
*Austin, TX 78734*  
*(512) 266-2533 phone*  
*[www.ltfr.org](http://www.ltfr.org)*